

SNAP FIT & EAR CLAMPS



Herbie Clip® Plastic (Nylon) Hose Clamp – Double Grip

Manufactured by HCL, the Herbie Clip® is the original Double Grip plastic hose clamp. It is a quick and easy to install nylon hose clamp with exceptional strength arising from its unique double row of interlocking toothed jaws. The double row of teeth offers over twice the clamping force achieved by similar products with only a single row of teeth. No other nylon hose clamps can rival the Herbie Clip in terms of overall strength and performance. Temperature range: Nylon 6.6 -40°F to 338°F, PP -40°F to 194°F.

PERFORMANCE	Strength	
	Temperature	
	Speed	
	Weathering	
	Chemical	
Dynamic Range		

Applications

- Agricultural
- Pharmaceutical
- Automotive
- Vending
- Hydro Massage
- White Goods
- Irrigation
- General Industry

Materials – see section 10.3

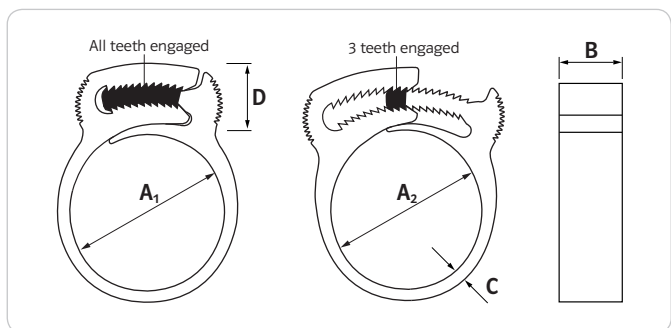
Standard

- Heat/UV Stabilised ROHS compliant Nylon 6.6.

On Request

- Polypropylene

Strength	
Temperature	
Weathering	
Chemical	



Installation Tools – see section 9.1



MT-HC-VT-01



PT-HC-C



PT-HC-P

Other Herbie Clip® tools also available.

HCL Part No	Diameter Range (A ₁ -A ₂) inch	Band Width (B) inch	Band Thickness (C) inch	Head Height (D) inch	Box Quantity
HC-A	0.22 – 0.25	0.17	0.06	0.33	3000
HC-AA	0.26 – 0.31	0.18	0.06	0.39	2500
HC-B	0.31 – 0.36	0.18		0.37	2000
HC-BB	0.36 – 0.40	0.18	0.07	0.43	
HC-C	0.40 – 0.46	0.23		0.48	
HC-CC	0.43 – 0.50	0.24	0.08	0.48	1000
HC-D	0.47 – 0.54	0.24		0.51	
HC-E	0.51 – 0.59	0.28	0.08	0.54	
HC-F	0.59 – 0.67	0.28		0.51	
HC-G	0.66 – 0.75	0.29	0.08	0.49	1500
HC-H	0.71 – 0.80	0.28		0.50	
HC-J	0.79 – 0.90	0.25	0.08	0.56	
HC-K	0.87 – 0.97	0.28		0.51	
HC-L	0.96 – 1.08	0.28	0.08	0.49	1000
HC-M	1.03 – 1.15	0.29	0.09	0.53	
HC-N	1.12 – 1.26	0.35	0.08	0.53	750
HC-P	1.25 – 1.36	0.36	0.09	0.54	
HC-Q	1.34 – 1.48	0.35	0.08	0.53	500
HC-R	1.48 – 1.60	0.36		0.56	
HC-S	1.56 – 1.72	0.35	0.09	0.53	1000
HC-T	1.69 – 1.80	0.35	0.08	0.50	
HC-U	1.79 – 1.97	0.35		0.57	
HC-V	1.89 – 2.10	0.35	0.09	0.57	750
HC-W	2.07 – 2.20	0.35		0.59	
HC-X	2.15 – 2.36	0.37	0.09	0.61	500
HC-59	2.30 – 2.52	0.37	0.11	0.67	
HC-64	2.42 – 2.63	0.37	0.10	0.61	100
HC-66	2.57 – 2.78	0.36	0.08	0.62	
HC-70	2.73 – 2.94	0.36	0.10	0.61	
HC-75	2.91 – 3.14	0.36		0.65	
HC-80	3.11 – 3.32	0.35	0.11	0.70	500
HC-85	3.32 – 3.74	0.35	0.10	0.68	
HC-91	3.55 – 3.74	0.37		0.66	
HC-96	3.81 – 3.98	0.34	0.10	0.69	
HC-105	4.11 – 4.36	0.35		0.64	
HC-109	4.21 – 4.46	0.35	0.10	0.69	
HC-115	4.49 – 4.72	0.37		0.69	
HC-163	6.36 – 6.59	0.37	0.10	0.63	100

All weights, dimensions & quantities are subject to a 2.5% tolerance.
To add material selection to the HCL Part No: for Nylon 6.6. Black, add "PA66-BK".
Other colours available on request.

What is a Herbie Clip?

The Herbie Clip is a one piece nylon hose clip that uses a double row of interlocking teeth. The result - an extremely secure fit when tightened.

Made from Nylon 6.6, the Herbie Clip is totally resistant to atmospheric corrosion and has the ability to be easily adjusted even after many years in place.

It is resistant to most industrial solvents, petrols, oils, greases and many common chemicals.



The double grip hose clip



What can the Herbie Clip do for you?

- Gain production time by being quick and easy to fit
- Ability to be fitted with hose already in place
- No moving parts (will not seize, will not vibrate loose and can always be undone)
- Reliable (has been tested under extreme conditions)
- Reduce maintenances as non corrosive and resistant to many chemicals
- Non conductive and non magnetic
- Minimum leak path (forms a near perfect circle)
- Improved safety as there are no sharp edges to cause cuts to operators or hoses

What are the advantages of Nylon 6.6.?

Heat stabilised Nylon 6.6 is stronger and more resistant to heat than other commonly used polymers. Being ultra violet (UV) stabilised it will not degrade in the sunlight

What sort of performance can be expected

You can use the Herbie Clip in applications with:

- Pressures up to 200psi (14 bar)
- Temperatures that range from -40°C to + 150°C

This is more than sufficient for the majority of situations. Full technical data is available on request.


Who uses Herbie Clips?

The Herbie Clip is used in the automotive industry, white goods, electrical, bathroom, marine, medical, vending, food. In fact anywhere a hose, gator or wire has to be secured.

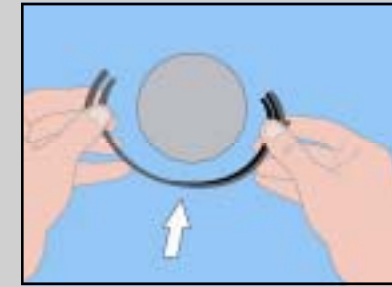
It has been reliably used in these industries for over 10 years and has undergone extensive performance testing and evaluation.

Quality

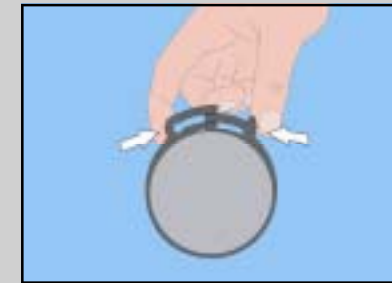
HCL's Quality System is registered with the British Standards Institution to the latest version of the international quality standard BS EN ISO 9001:2000 including clauses related to Design and Development activities.



Fitting Instructions and tooling



1. Wrap the clip around the hose.



2. Engage the first few teeth by hand to hold the clip in place.



3. Using the HCL hand tool or pliers, simply squeeze the jaws together until a secure fit is achieved.



4. To remove the clip, place the HCL removal tool at the bottom part of the female jaw and slide or twist sideways.

Fitting

The Herbie Clip is very simple to fit. The clip is simply wrapped around the hose and the jaws are then squeezed until a secure fit is achieved. The jaws can be squeezed together with pliers or the special Herbie Clip hand tool.



Herbie Clip Hand Tool
This specially designed hand tool facilitates being able to set an end stop for predetermined hose tightness.

Removal

The Herbie Clip can be easily removed using the special Herbie Clip removal tool.



Pneumatic Tooling

Designed for use in volume production, HCL offer a range of specially designed pneumatic tools. The tools are robust and virtually maintenance free and are designed to cope with the wide Herbie Clip size range by using interchangeable heads.



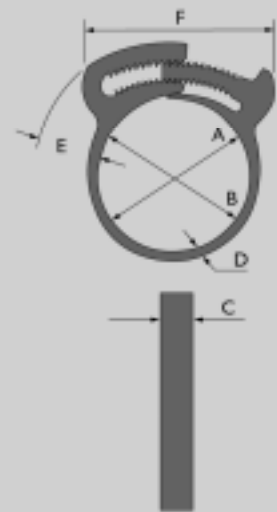
Piston type
Designed to tighten the clip from the side.



Calliper Type
Designed to tighten the clip from above

Manufactured to the highest standard, the tools comply with the CE safety criteria

Technical data



Clamp identity	A - Min diameter	B - Max diameter	C - Band width	D - Band thickness	E - Head height	F - Max head width	Mass gms
A	5.6	6.5	4.2	1.4	8.3	17.5	0.53
AA	6.5	7.9	4.5	1.6	9.9	20.9	0.82
B	7.9	9.2	4.4	1.6	9.3	20.7	0.90
BB	9.2	10.3	4.5	1.7	10.9	22.2	1.11
C	10.2	11.8	5.8	1.7	12.2	27.9	1.73
CC	11.1	12.9	6.1	1.7	12.3	28.7	1.94
D	12.0	13.8	6.1	1.7	12.9	28.9	1.95
E	13.1	15.1	7.2	2.0	13.6	32.7	3.26
F	15.0	17.1	7.1	2.0	12.9	34.8	3.18
G	16.9	19.1	6.9	2.1	12.5	32.4	2.00
H	18.1	20.6	7.1	2.1	12.7	35.7	3.23
J	20.3	23.0	6.4	2.1	14.2	39.0	1.08
K	22.2	24.9	7.0	2.0	13.0	37.0	3.61

Clamp identity	A - Min diameter	B - Max diameter	C - Band width	D - Band thickness	E - Head height	F - Max head width	Mass gms
L	24.5	27.6	7.1	2.1	12.5	37.3	3.43
M	26.5	29.5	7.4	2.2	13.4	40.0	4.80
N	28.8	32.2	9.0	2.0	13.4	42.0	5.60
P	32.0	34.8	9.1	1.9	13.8	40.0	6.15
Q	34.3	37.9	8.9	2.1	13.5	42.0	7.05
R	37.0	40.4	8.9	2.1	13.3	42.2	6.48
S	40.1	44.2	9.0	2.2	13.4	42.2	6.60
T	43.2	46.2	8.9	2.1	12.8	42.5	6.81
U	45.8	50.4	9.0	2.0	13.9	45.0	7.31
V	48.5	53.8	9.0	2.1	14.4	48.0	8.17
W	53.0	57.0	9.0	2.1	14.7	49.0	7.61
X	54.9	60.1	9.3	2.3	16.0	53.4	9.95
59	59.0	64.7	9.3	2.5	17.0	58.6	11.40

Clamp identity	A - Min diameter	B - Max diameter	C - Band width	D - Band thickness	E - Head height	F - Max head width	Mass gms
64	63.0	67.4	9.4	2.0	15.6	45.8	9.94
65	65.4	68.8	9.4	2.6	16.0	49.1	10.90
66	65.8	71.7	9.2	2.6	15.7	57.3	10.90
70	70.0	75.4	9.1	2.6	15.5	58.3	11.50
75	74.7	80.5	9.1	2.6	16.5	61.3	12.20
78	77.7	81.2	9.0	3.2	16.7	47.9	10.80
80	79.8	85.0	9.0	2.6	17.7	55.2	12.90
85	85.1	90.6	8.9	2.6	17.2	55.2	11.90
96	97.7	102.1	8.5	2.6	17.4	66.0	14.20
105	105.3	111.8	8.9	2.6	16.2	66.2	15.00
109	108.0	114.3	8.9	2.5	19.0	68.0	15.00
163	163.0	169.0	9.5	2.5	16.0	79.0	19.00

When selecting the size of clip, it is important to make allowance for the compression of the hose material and spigot to which it is attached. The diameter range must cater for the final compressed seal size.

